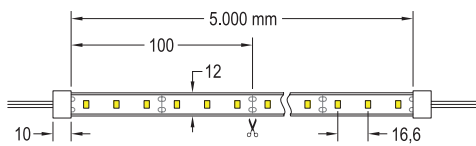
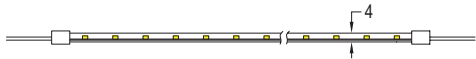


# TLED 05-14-20

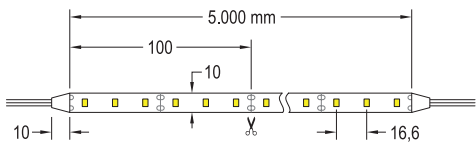
LED STRIPS



## TEC.DRAWINGS



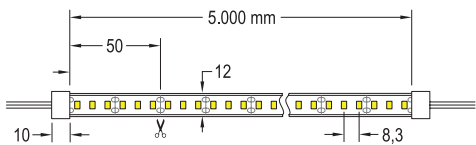
TLED 05 - IP65



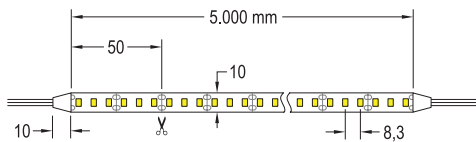
TLED 05 - IP20

TLED 14

120 Led/Meter  
960lm /Meter



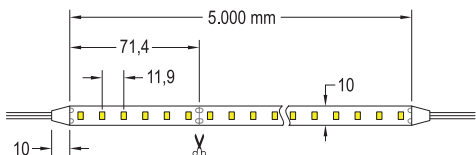
TLED 14 - IP65



TLED 14 - IP20

TLED 20

84 Led/Meter  
1.300lm /Meter



TLED 20 - IP20



LED	Icon	24V								
TLED 05		6W-450Lm/m	TLED	A	05	2	.	9	X	..
TLED 14		12W-960Lm/m	TLED	A	14	2	.	9	X	..
TLED 20		17W-1300Lm/m	TLED	A	20	2	.	9	X	20

## CUSTOMIZE OPTIONS

### LED COLOR TEMPERATURE

Color	Temp	Value	TLED	A	..	.	1	.	..
2K	2200K	1	TLED	A	..	.	1	.	..
2K	2700K	2	TLED	A	..	.	2	.	..
3K	3000K	3	TLED	A	..	.	3	.	..
4K	4200K	4	TLED	A	..	.	4	.	..
6K	6500K	6	TLED	A	..	.	6	.	..

### LED BEAM ANGLE

Beam Angle	Value	TLED	A	..	.	9	.	..
9	120°	TLED	A	..	.	9	.	..

### LED COMPLEMENTS

Complement	Value	TLED	A	..	.	.	X <th>..</th>	..
No Diffuser	X	TLED	A	..	.	.	X	..

### IP PROTECTION

IP	Value	TLED	A	..	.	.	.	20
IP 20	IP20	TLED	A	..	.	.	.	20
IP 65	IP 65 *Not Tled 20	TLED	A	..	.	.	.	60

## COMPLEMENTS-Driver

	REF.	POWER	IP	SIZES
Driver 24V	CDRVT202NGAB	20W	IP 67	118x35x26
	CDRVT352NGAB	35W	IP 67	148x40x30
	CDRVT602NGAB	60W	IP 67	163x43x32
	CDRVTIC2NGAB	100W	IP 67	190x52x37
	CDRVTCD2NGAB	150W	IP 67	223x68x39
	CDRVTCD2NGAA	150W	IP 20	199x98x38

\*\*Constant Voltage Driver 24V