



Constant Voltage Driver

Model: LV60W24



Model	Output Current	Input Current	Input Power	Output Power Range	PF	Efficiency	Output Voltage
LV60W24	2500mA	0.35A	70W	0-60W	0.95	87%	24V

* Test result @230V, 50Hz, Full Load.

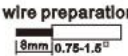


1. Parameters

category	Item	Technical Norm
Features	Output Type	Constant Voltage
	Dimming Type	N/A
	Output Features	Isolation
	IP Grade	IP20
	Insulation Class	Class I
Input	Rated Input Voltage	220-240VAC
	Range of Input Voltage	176-264VAC
	Range of DC Input Voltage	170-275VDC
	Frequency	50/60Hz
	Input Current	≤0.35A (230VAC, full load)
	Input Power	≤70W (230VAC, full load)
	Power Factor	≥0.95 (230VAC, full load)
	THD	≤15% (230VAC, full load)
	No-load Power Consumption	≤0.5W @230VAC
	Inrush Current	≤21A/280us (230VAC, full load)
	Connected quantity of 16A Breaker	28pcs/type B ;45pcs/type C @ 230Vac
Output	Output Voltage	24VDC+/-3%
	No Load Voltage	24.8VDC Max.
	Output Current	0 -2500mA
	Max. Output Power	60W
	Efficiency	≥87% (230VAC, full load)
	Voltage Ripple	3% (230VAC, full load (Vmax-Vmin) / (Vmax+Vmin)
	Current Accuracy	N/A
	Start up Time	≤0.5S (230VAC, full load)
Protection	Short Circuit Protection	Auto Recovery

	Overload Protection	Auto Recovery
	No-load Protection	Auto Recovery
	Insulation voltage	3000V 5mA 60S between P-S,1500V 5mA 60S between P-E
	Insulation resistance	>100M ohm @ 500VDC
	Leakage current	< 250 μ A, I/P to O/P or I/P to PE @230V input
Environment	Ta/Operation Temperature	-25....+50°C
	Ts/Storage Temperature	-40....+80°C
	Tc/Enclosure Temperature	80°C
	Humidity	10%....90%RH
	Atmosphere	86-108KPa
Construction	Connection Method	Push-in Terminal
	Installation	Build-in
	PRI Wire preparation	0.75-1.5 [□]
	SEC Wire preparation	0.75-1.5 [□]
	Dimension	250*31*21mm (L*W*H)
Standards	Certification	complied to ENEC/CE/SAA
	Safety Standards	EN61347-1:2015,EN61347-2-13:2014/A1:2017, EN62493:2015, AS/NZS IEC61347.2.13:2013, AS/NZS 61347.1:2016
	EMC Standards	EN55015:2013/A1:2015,EN61000-3-2:2014, EN61000-3-3:2013,EN61547:2009
	Performance	EN62384
	Surge	L-N/1KV (L/N)-PE/2KV
Others	RoHS	complied to 2011/65/EU
	Life Time	50000h @50°C (Ta) / 80°C (Tc)
	Warranty	5years , F.R. < 10000ppm

Remark: 1.All Parameters, if not specified, are measured at 230VAC/50Hz and 25°C ambient temperature.
2.LED Driver is a component of the luminaires, Luminaires and wire layout will affect the EMC, please check the EMC with end products again.

2. Label

<input type="checkbox"/> N <input type="checkbox"/> ⊕ <input type="checkbox"/> L 	 KGP KGP Electronics GmbH Hueckstraße 19 DE-58511 Lüdenscheid	LED Driver LV60W24 Input Voltage:220-240Vac Input Frequency:50/60Hz Power Factor(λ):≥0.95 P _{range} =0-60W I _{in} :≤0.35A	U _{rated} =24Vdc ●tc I _{range} =0-2500mA Tc:80°C Ta:-25to+50°C For LED modules only		SEC+ <input type="checkbox"/> <input type="checkbox"/>
---	---	---	--	---	---

3. Dimension (Unit: mm)



4. Packing information

Carton L*W*H(mm)	Pcs/Carton	Net weight/ Pcs(kg)	Net weight/ Carton(kg)	Gross weight / Carton(kg)
410*270*190	35	0.228	7.98	8.54

5. Wiring Diagram




Fig. A:LV60W24