


8W Constant Current -LS Series



■ Approve



Features

- Class II, SELV, independent
- Input Voltage 220-240VAC
- Protections: SCP/OLP/OVP
- Power Factor : 0.85C
- Efficiency $\geq 78\%$
- 5 years warranty

Applications

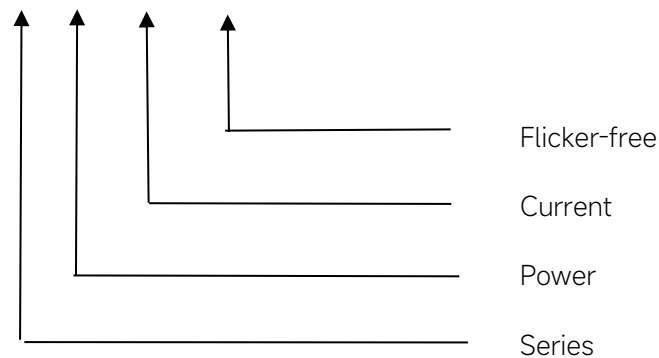
- LED panel, LED down light
LED spot light

◆ Description

LS-8-XXX MI is a 8W constant current LED driver with 120mA to 700mA output current. With it's compact dimensions from 92 x 36 x 25mm it is easy to integrate in LED Panel, spot, down light products. To ensure trouble-free operation, protection is provided against output short circuit and over Load.

◆ Model cod

LS-8-XXX MI



◆ Specification

Output	Constant Current	120mA	150mA	...	500mA	700mA
	Voltage Range	24-42VDC	24-42VDC	...	10-16VDC	7-12VDC
	Unload voltage Max.	55VDC	55VDC	...	25VDC	20VDC
	Current Accuracy	±5%				
	Output HF current ripple(≥1KHz)	±5%				
	Output LF current ripple(≤120Hz)	±5%				
	SVM	≤0.4				
	Pst	≤1				
	Efficiency(Typ.)	≥80%				≥78%
Input	Rated input voltage	220-240VAC				
	Range of input voltage	198-264VAC				
	Rated input voltage(DC)	NA				
	Frequency(Hz)	50/60 Hz				
	Displacement factor	≥0.9				
	Power Factor	> 0.85C				
	Input Current max	0.1A				
	Start-up time	< 0.5S				
	No Load Power	≤0.5W				
	THD (Typ.)	<70%				
Protection	Over Load Protection	103-140% YES/Auto Resume				
	Over Voltage Protection	> 47VDC	>47VDC	...	>20VDC	>16VDC
	Short circuit Protection	YES/Auto Resume				
Environment	Operating Temperature	-20°C~+45°C				
	Humidity	20%-90%RH				
	Tc	75°C				
	Storage Temperature	-25°C~+60°C				
	Life time	> 30000h@Tc=70°C,230VAC				
Surface	Dimension	92X36X25(LXWXH)mm				
standards	EN 61347-1; EN61347-2-13; EN62384; EN55015; EN61000-3-2 ; EN61000-3-3; EN 61547;					
Others	ErP	EU 2019/2020				
	RoHS	RoHS (2011/65/EU) (EU)2015/863				
Note	1.All parameters NOT specially mentioned are measured at 240VAC input , full load and 25°C of ambient temperature. 2.Ripple & Noise are measured at 20MHz of bandwidth by using a 300mm twisted pair-wire terminated with a 0.1uF & 47 uF parallel capacitor.					

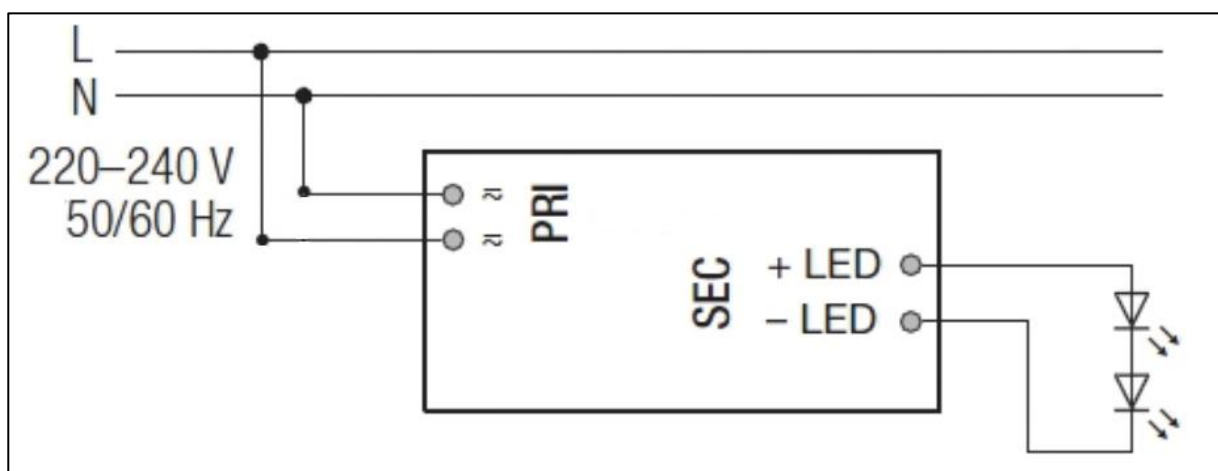
◆ Model list

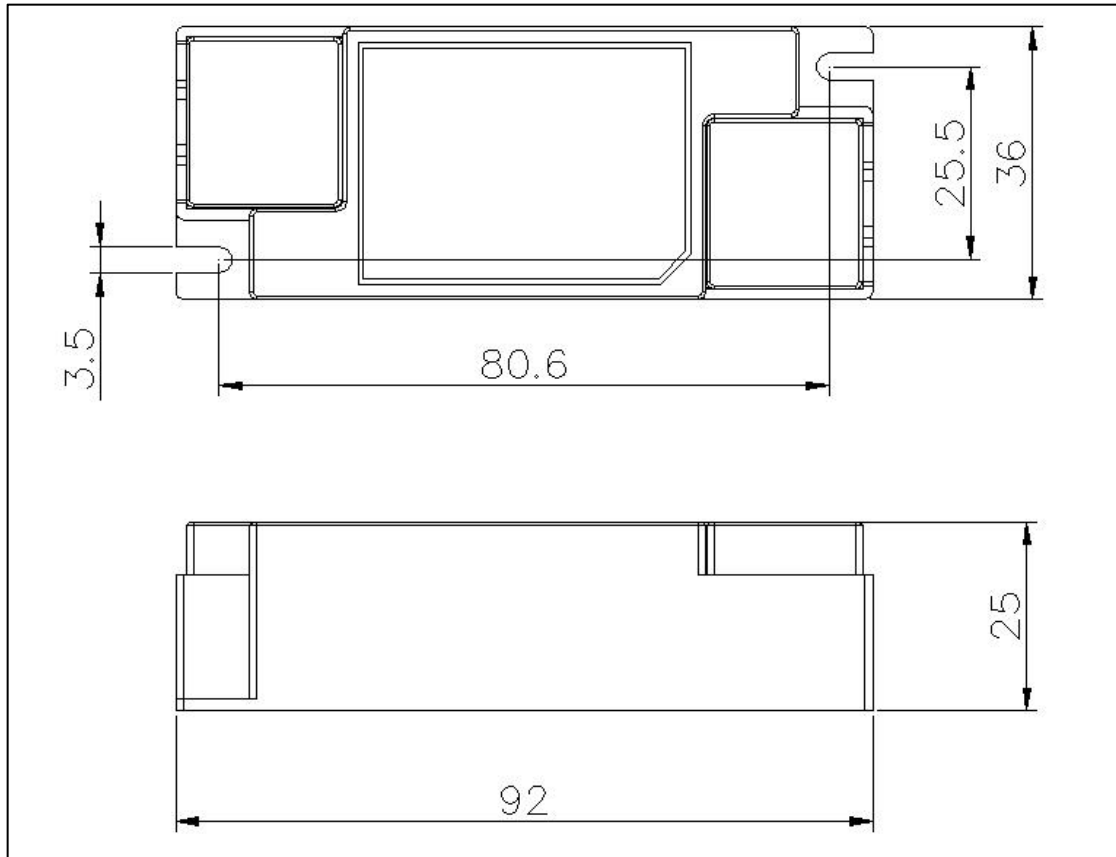
Model number	Input			Output			P(W)
	Voltage (VAC)	Current (A)	Frequency (Hz)	Constant current (mA)	Normal working voltage (VDC)	No load working voltage (VDC)	
LS-8-120 MI	220-240	0.1	50/60	120	24-42	55	5
LS-8-150 MI				150			6.3
LS-8-180 MI				180			7.6
LS-8-200 MI				200			8.4
LS-8-250 MI				250	16-26	6.5	
LS-8-300 MI				300	16-26	7.8	
LS-8-350 MI				350	14-24	8.4	
LS-8-400 MI				400	13-20	8	
LS-8-450 MI				450	12-18	8.1	
LS-8-500 MI				500	10-16	8	
LS-8-700 MI				700	7-12	8.4	

◆ Circuit Breaker

I ^{peak}	T ^{width}	B10	B16	B20	C10	C16	C20
10A	300μs	26pcs	42pcs	53pcs	44pcs	71pcs	88pcs

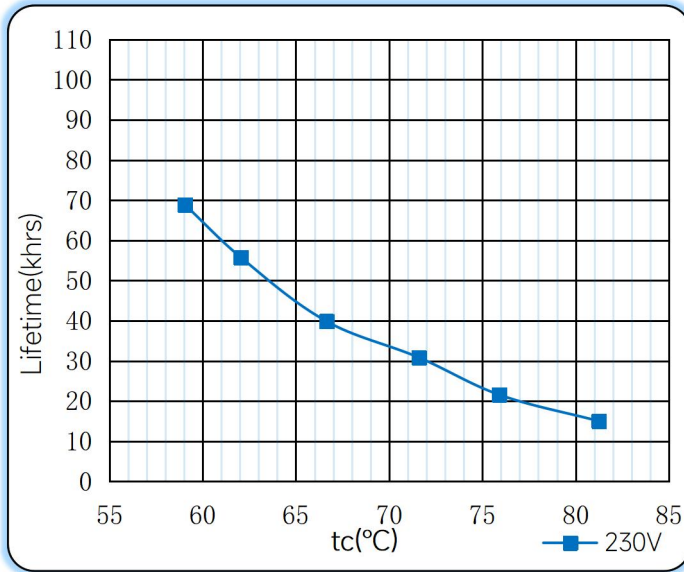
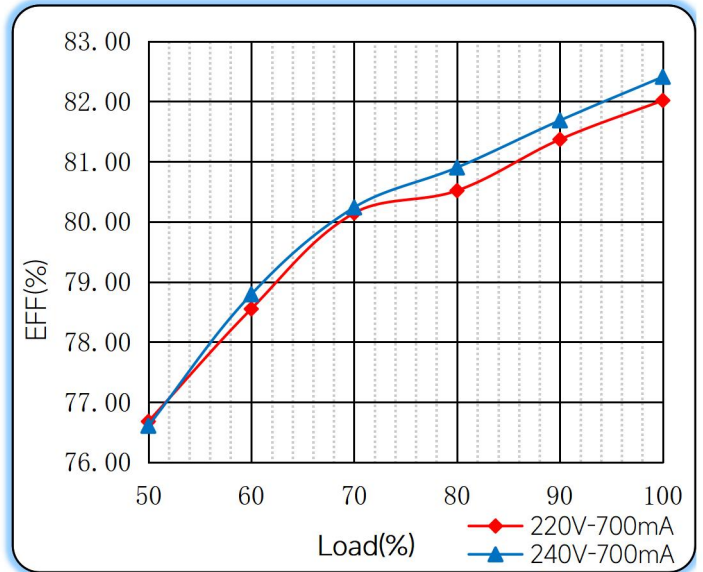
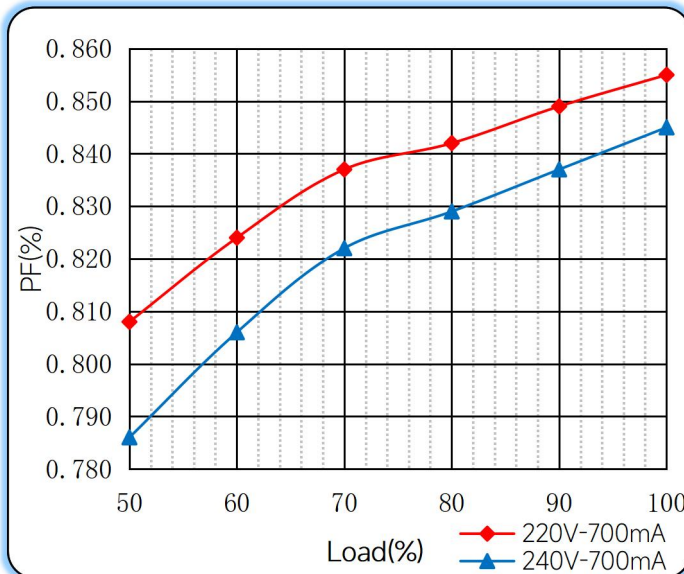
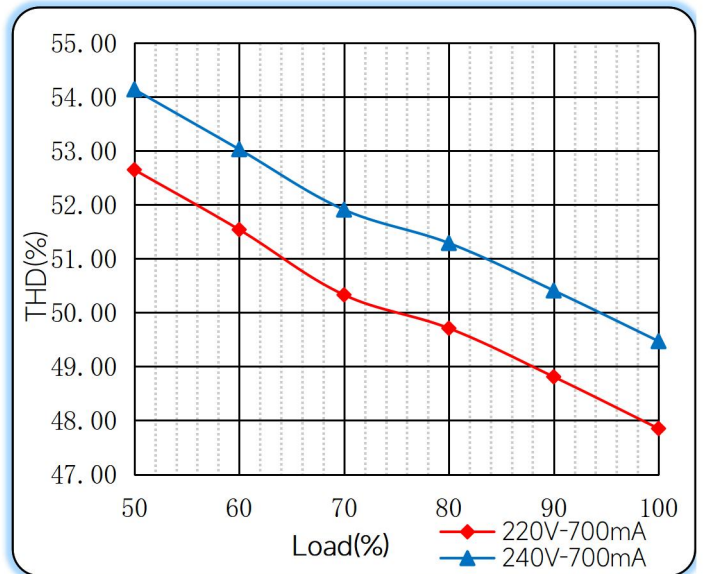
◆ Wiring diagram



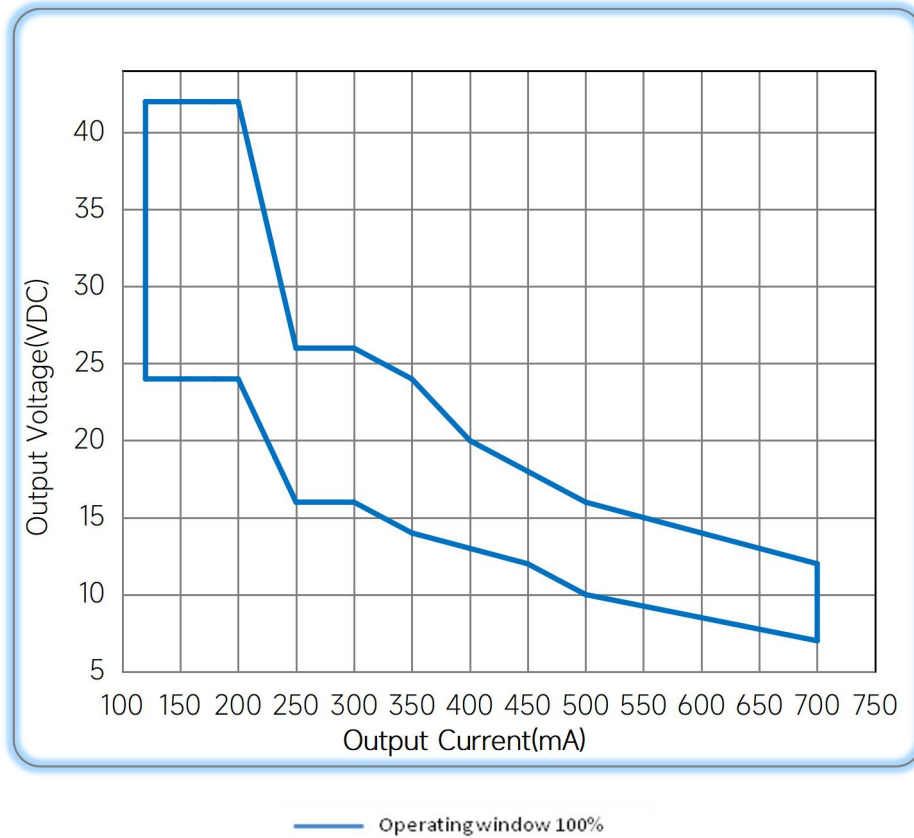
◆ 2D diagram

◆ Wiring & Connections

	Specification item	Value (Unit)
Input	Input wire cross-section	0.5...1.5 mm ²
	Input wire gauge.	16...20 AWG
	Input wire strip length	7...9mm
Output	Output wire cross-section	0.5...1.5 mm ²
	Output wire gauge.	16...20 AWG
	Output wire strip length	7...9mm

◆ Curve for LS-8-700 MI, I_o=700mA

Lifetime vs. Temperature Curve

Efficiency vs. Load

Power Factor Characteristics

THD vs. Load


◆ Operating window



◆ Revision Updates

ITEM	BEFORE	AFTER	VERSION	DATE
Initial			A	2022/05/15

Tel: +86-0757-86256822, +86-0757-86256831

E-mail: sales@eaglerise.com

Website : <https://lighting.eaglerise.com>



EAGLERISE



Manual